

Five Big Questions:

What can we use our money for?

Resource 1:

What do we need money for? cards (1 of 4)




Going to the theme park



R1

Buying gifts



R1

Family holiday



R1

Juice drink



R1

Cinema



R1

Bus / train



R1

Five Big Questions:

What can we use our money for?

Resource 1:

What do we need money for? cards (2 of 4)



Comics



R1

Sweets



R1

Playing in the park



R1

Laptop




R1

Toys



R1

Sleep



R1

Five Big Questions:

What can we use our money for?

Resource 1:

What do we need money for? cards (3 of 4)



Clothes



R1

Eating a meal



R1

Football



R1

Games console




R1

Watching TV



R1

Music download



R1

Five Big Questions:


What can we use our money for?

Resource 1:

What do we need money for? cards (4 of 4)



Badminton racket



R1

Add your own ideas

R1

Add your own ideas

R1

Add your own ideas

R1

Add your own ideas

R1

Add your own ideas

R1

Five Big Questions:

What can we use our money for?

Resource 2: Needs and wants cards (1 of 6)



You can use the cards as they are or as a check list and prepare a carrier bag or box of actual items that allow the pupils to choose between needs and wants. Some items may have to be representative e.g. a toy car to represent a real car. You may want to choose other items that are more appropriate to the children in your school.

Toothbrush



R2

Medicine



R2

Orange juice



R2

Fizzy drink



R2

Toilet roll



R2

Candles



R2

Five Big Questions:


What can we use our money for?

Resource 2: Needs and Wants cards (2 of 6)



You can use the cards as they are or as a check list and prepare a carrier bag or box of actual items that allow the pupils to choose between needs and wants. Some items may have to be representative e.g. a toy car to represent a real car. You may want to choose other items that are more appropriate to the children in your school.

Rice



R2

Bus



R2

Cupcake



R2

Shoes



R2

Jewellery



R2

Soap



R2

Five Big Questions:

What can we use our money for?

Resource 2: Needs and wants cards (3 of 6)



You can use the cards as they are or as a check list and prepare a carrier bag or box of actual items that allow the pupils to choose between needs and wants. Some items may have to be representative e.g. a toy car to represent a real car. You may want to choose other items that are more appropriate to the children in your school.

Water



R2

House




R2

TV



R2

Cooker



R2

Computer



R2

Sweets



R2

Five Big Questions:

What can we use our money for?

Resource 2: Needs and wants cards (4 of 6)




You can use the cards as they are or as a check list and prepare a carrier bag or box of actual items that allow the pupils to choose between needs and wants. Some items may have to be representative e.g. a toy car to represent a real car. You may want to choose other items that are more appropriate to the children in your school.

A trip to the cinema



R2

A trip to go swimming



R2

A bed




R2

Computer games



R2

Books



R2

Toys



R2

Five Big Questions:


What can we use our money for?

Resource 2: Needs and wants cards (5 of 6)



You can use the cards as they are or as a check list and prepare a carrier bag or box of actual items that allow the pupils to choose between needs and wants. Some items may have to be representative e.g. a toy car to represent a real car. You may want to choose other items that are more appropriate to the children in your school.

DVDs




R2

Football



R2

Fast food




R2

Pens, pencils, paper




R2

School books



R2

Music



R2

Five Big Questions:

What can we use our money for?

Resource 2:

Needs and wants cards (6 of 6)



You can use the cards as they are or as a check list and prepare a carrier bag or box of actual items that allow the pupils to choose between needs and wants. Some items may have to be representative e.g. a toy car to represent a real car. You may want to choose other items that are more appropriate to the children in your school.

Clothes



R2

Ice cream



R2

Newspapers



R2

Add your own ideas

R2

Add your own ideas

R2

Add your own ideas

R2